


## Healthy life expectancy has changed over time

Since 2009-2011 healthy life expectancy has increased for males and decreased for females. In the last few years healthy life expectancy has started to decrease and the gap between males and females has reduced.

\* The shaded area shows the upper and lower 95% confidence intervals.

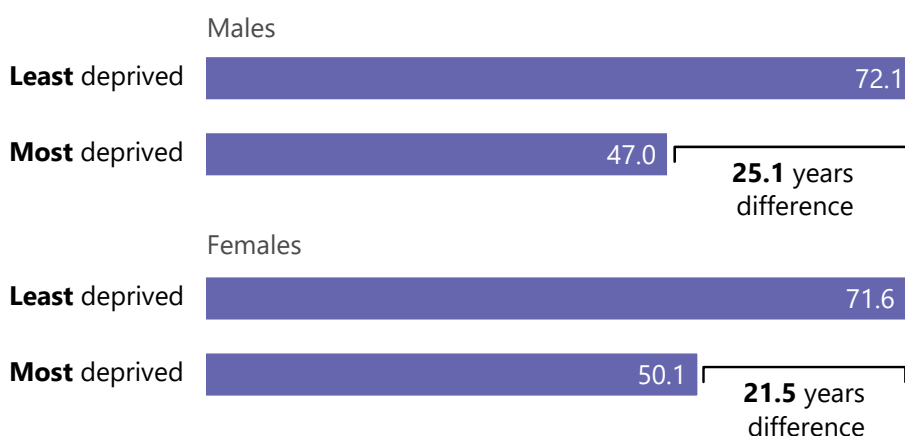
Healthy life expectancy at birth (years)



## Deprivation has a large impact on healthy life expectancy

Healthy life expectancy for females is 21.5 years more in the least deprived areas compared to the most deprived areas in Scotland. For males that difference increases to 25.1 years.

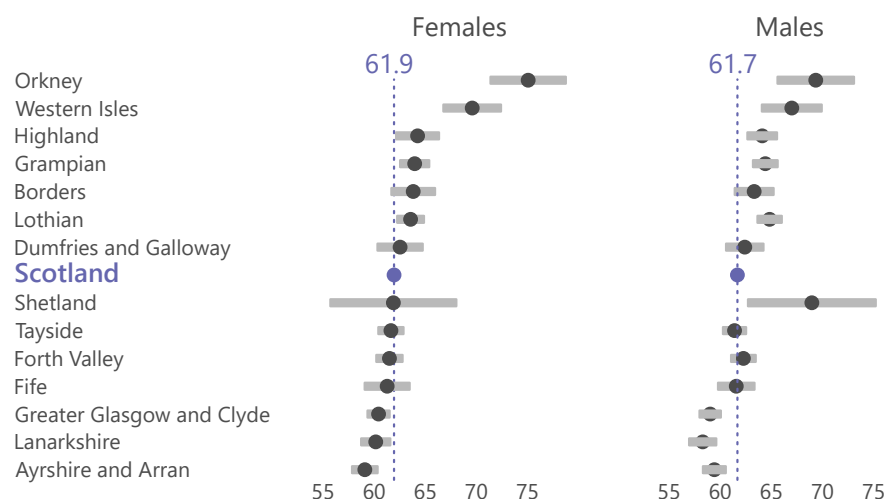
Healthy life expectancy at birth by deprivation (years)



## Healthy life expectancy varies by health board

For females, Orkney had the highest healthy life expectancy at birth (75.1 years) whilst Ayrshire and Arran had the lowest (59.1 years) of all Scottish health boards. For male healthy life expectancy at birth, Orkney had the highest (69.3 years) and Lanarkshire the lowest (58.3 years) of the health boards.

Healthy life expectancy at birth by health board (years)



## Healthy life expectancy at birth by council area (years)



## Healthy life expectancy varies by council area

The council area with the highest female healthy life expectancy estimate at birth was Orkney Islands (75.1 years). The council area with the lowest female healthy life expectancy estimate at birth was North Ayrshire (56.3 years).

For males, the council area with the highest estimate was East Dunbartonshire (69.8 years) and the lowest was Glasgow City (54.6 years).

There was greater variation in the female healthy life expectancy estimates across council areas.

The difference between the council areas with the highest and lowest female healthy life expectancy estimates was 16 years. The difference between the council areas with the highest and lowest male healthy life expectancy estimates was 11 years.