

In Scotland the number of households is increasing


In 2018 there were 2.48 million households in Scotland, an increase of around 283,000 households (13%) over the last 17 years.

The growth in households is due to increasing population, increasing number of dwellings, and decreasing average number of people per household.

Number of households

2.19 million

2.48 million



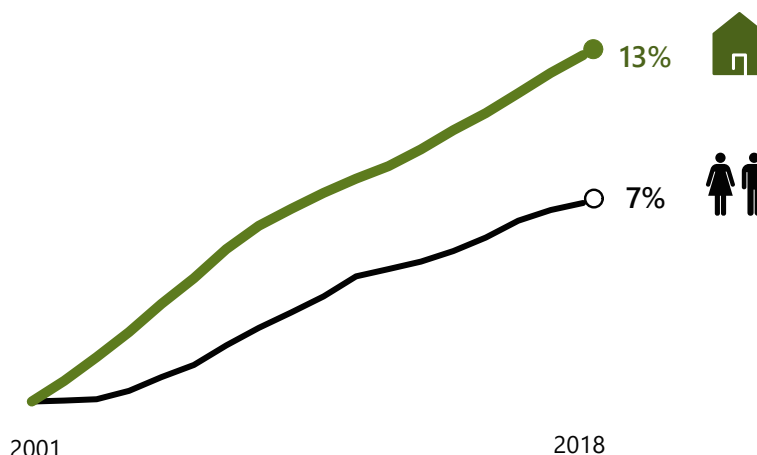
A **household** is defined as one person living alone or a group of people (not necessarily related) living at the same address

The number of households has risen faster than the population

From 2001 the number of households increased by 13%, and the population increased by 7%.

This is because of changes in the way people are living. The average number of people per household has fallen.

Percentage change

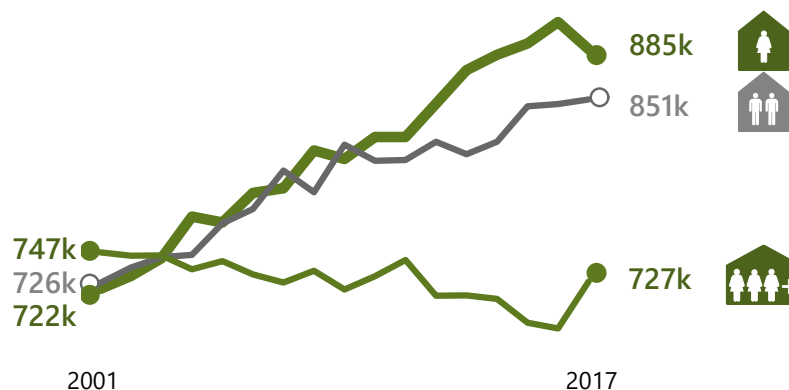


People are increasingly living alone or in smaller households

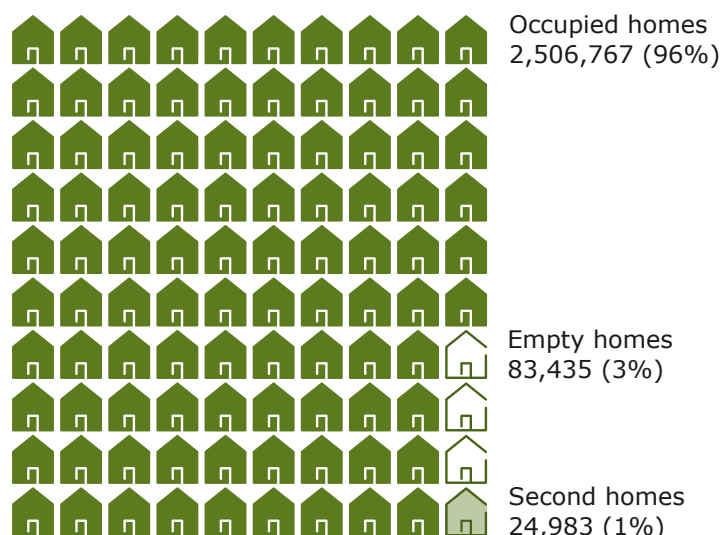
One person households are now the most common type of household (36%) in Scotland. In 2017 an estimated 885,000 people were living alone.

This is partly because Scotland's population is ageing, as older people are more likely to live alone or in smaller households.

Number of households



Two or more person households could contain adults, or both adults and children

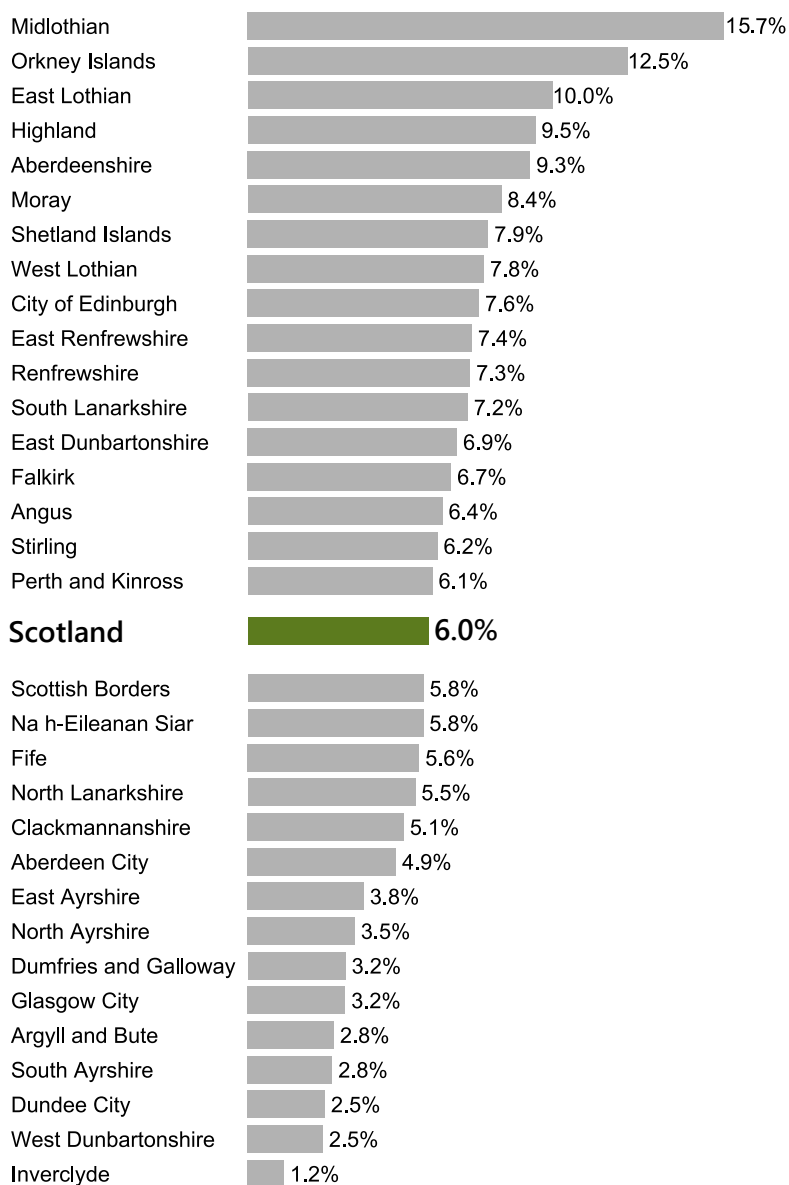


Ninety-six per cent of homes are occupied

There were 2.62 million dwellings in Scotland in 2018.

Empty and second homes were not spread evenly across the country.

Remote rural areas had the highest percentage of dwellings that were vacant or second homes.



The level of household growth varies across Scotland's council areas

The number of households in Scotland has increased by 6% over the last ten years.

Numbers have increased in every council area. The areas with the greatest relative increase in households have been Midlothian and the Orkney Islands. The smallest increases have occurred in Inverclyde, Dundee City and West Dunbartonshire.

There is more information on Scotland's council areas in the interactive data visualisation accompanying the 2018 household estimates, available from <https://scotland.shinyapps.io/nrs-household-estimates>.