


By 2041 the number of households is projected to increase to 2.76 million

Over the next 25 years the number of households is projected to increase by 317,000 to 2.76 million.

The projected average increase will be 12,700 more households per year.

Number of households



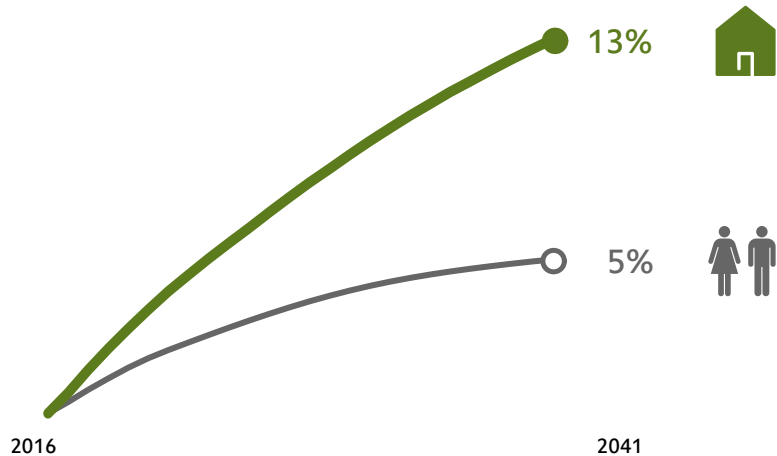
A household is defined as one person living alone or a group of people (not necessarily related) living at the same address

The number of households is projected to increase faster than the population

The average number of people in a household is projected to decrease, as people increasingly live in smaller households or alone.

This causes households to increase much faster than the population.

Percentage change

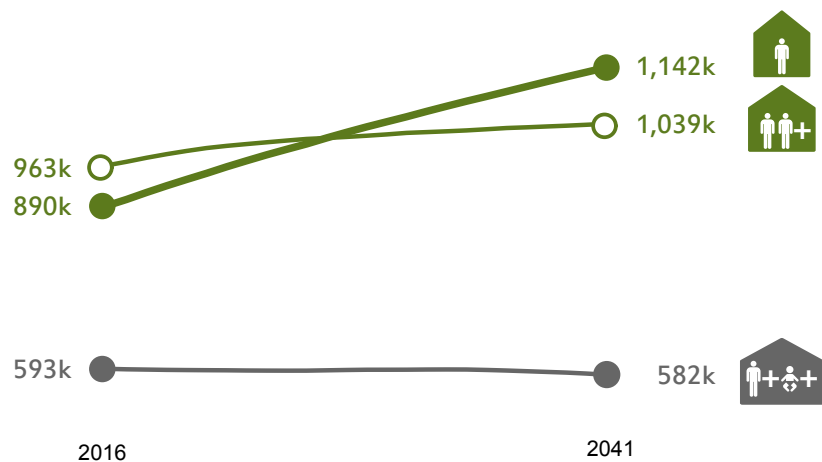


Part of the projected increase is due to more people living alone

One person households are projected to become the most common type. This is partly due to Scotland's population ageing, as older people are more likely to live alone or in smaller households.

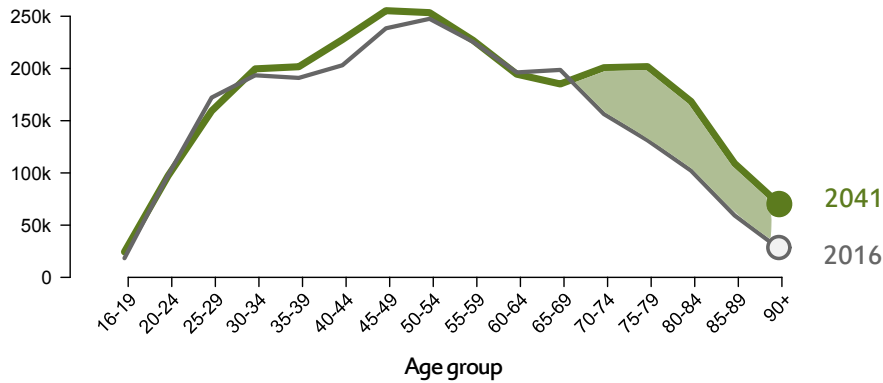
Households with children are projected to slightly decline.

Number of households



Two or more person households contain only adults, one or more adults with children households contain one or more adults and one or more children

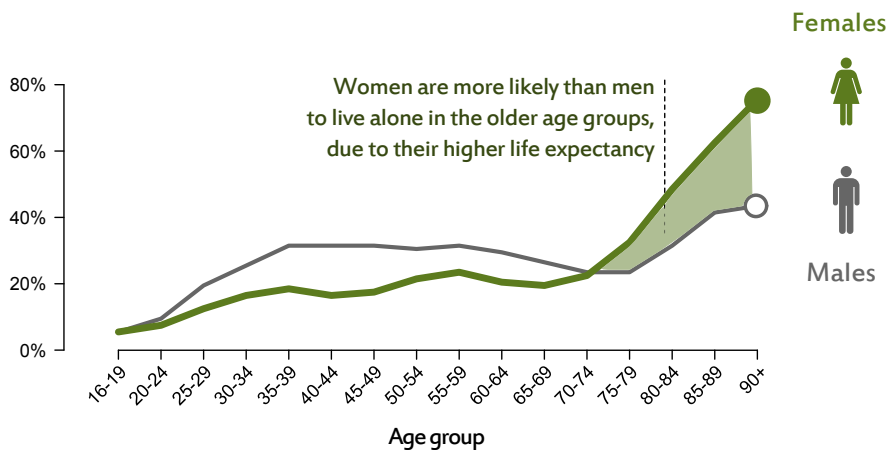
Number of households by age of the head of household



Most of the growth is among older age groups

The number of households headed by someone aged 70 or over is projected to increase by 58%, compared to an increase of just 2% for those under 70.

Percentage of people projected to live alone in 2041



Older people are more likely to live alone

Older people are more likely to live alone than younger people.

The number of people aged 70 and over living alone is projected to increase by 49% over the next 25 years, to 146,000 men and 247,000 women.

The gender difference reflects women's greater life expectancy and tendency to outlive their partners.

There is more information on Scotland's council areas in the interactive data visualisation accompanying the household projections 2016-based which is available from: <https://scotland.shinyapps.io/nrs-household-projections>