


Life expectancy has increased in Scotland but stalled in recent years

Since the 1980's life expectancy has increased by 5.8 years for females and 7.9 years for males. However, the most recent estimate shows a small decrease in life expectancy for both females and males

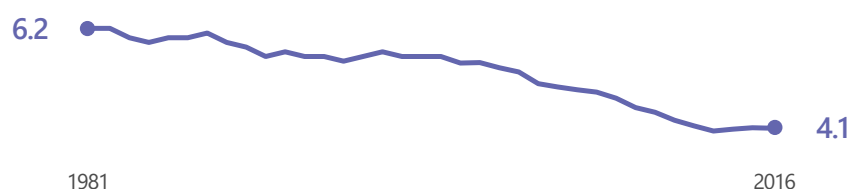
Life expectancy at birth (years)



The gender gap has decreased

The gender gap in life expectancy decreased from 6.2 years for those born around 1981 to 4.1 years for those born around 2016.

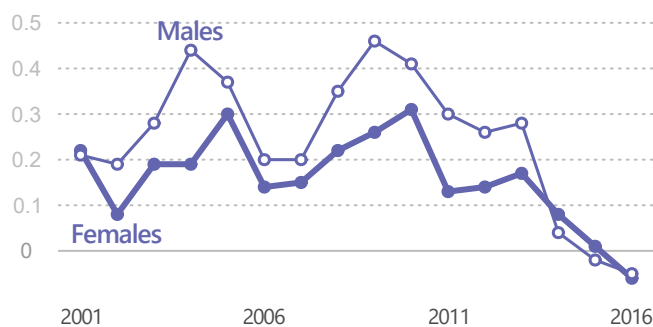
Gender gap in life expectancy (female - male in years)



The increase in life expectancy has slowed in recent years

Over the most recent period, life expectancy for both females and males declined by approximately 0.1 years for the first time since the 1980s.

Annual change (years)



Life expectancy is lower in Scotland compared to the rest of UK

Life expectancy in Scotland remains lower than the UK average, and is lowest of all UK constituent countries, for both females and males.

Life expectancy at birth (years)

