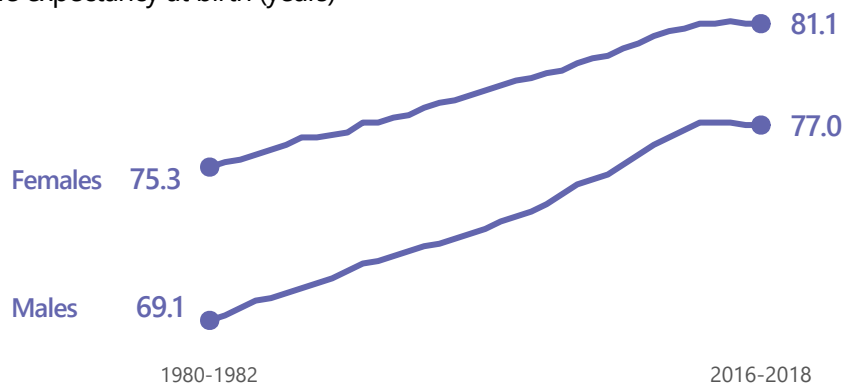


Life expectancy has increased in Scotland but stalled in recent years

Since the 1980's life expectancy has increased by 5.8 years for females and 7.9 years for males. However, in recent years, life expectancy has stopped increasing for both females and males.


Life expectancy at birth (years)



The gap between males and females has decreased

The gap in life expectancy decreased from 6.2 years for those born in 1980-1982 to 4.1 years for those born in 2016-2018.

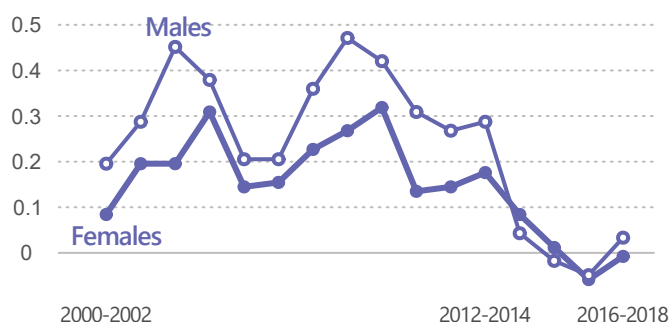
Gap between male and female life expectancy (years)



The increase in life expectancy has slowed in recent years

Since 2012-2014, life expectancy in Scotland has remained effectively unchanged for both males and females.

Annual change (years)



Life expectancy is lower in Scotland compared to the rest of UK

Life expectancy in Scotland remains lower than the UK average, and is lowest of all UK constituent countries, for both females and males.

Life expectancy at birth (years)

