


Life expectancy has generally been increasing in Scotland over the last 35 years

Since 1981 life expectancy in Scotland has increased, rising from 69.1 years for males and 75.3 for females born around 1981 to 77.1 for males and 81.2 for females born around 2015. However, for both genders, life expectancy has remained similar since 2013.

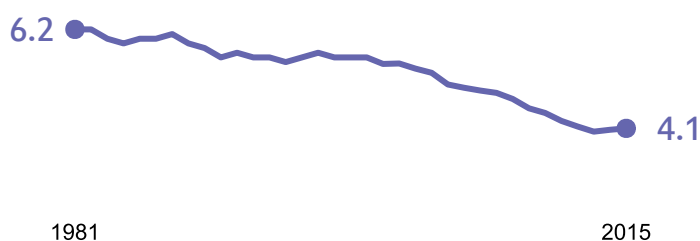
Life expectancy at birth (years)



The gap between males and females has decreased

The gender gap in life expectancy decreased from 6.2 years for those born around 1981 to 4.1 years for those born around 2015.

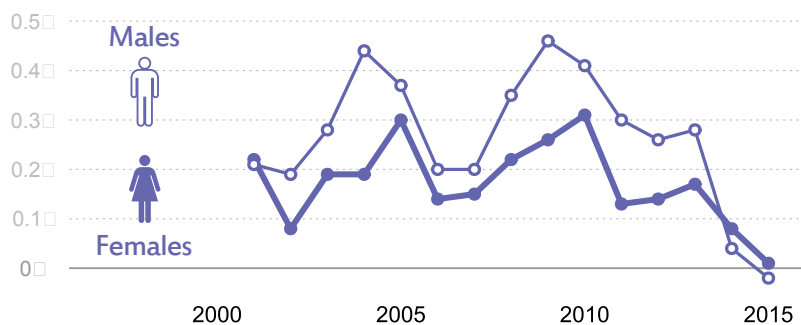
Gender gap in life expectancy (years)



The increase in life expectancy has slowed in recent years

Over the most recent period, the increase in female life expectancy was the smallest in 15 years (up 0.01 years) and male life expectancy experienced a very small decline (down 0.02 years).

Annual change (years)



Life expectancy is lower in Scotland compared to the rest of UK

Life expectancy in Scotland remains lower than the UK average, and is lowest of all UK constituent countries, for both males and females.

Life expectancy at birth (years)

