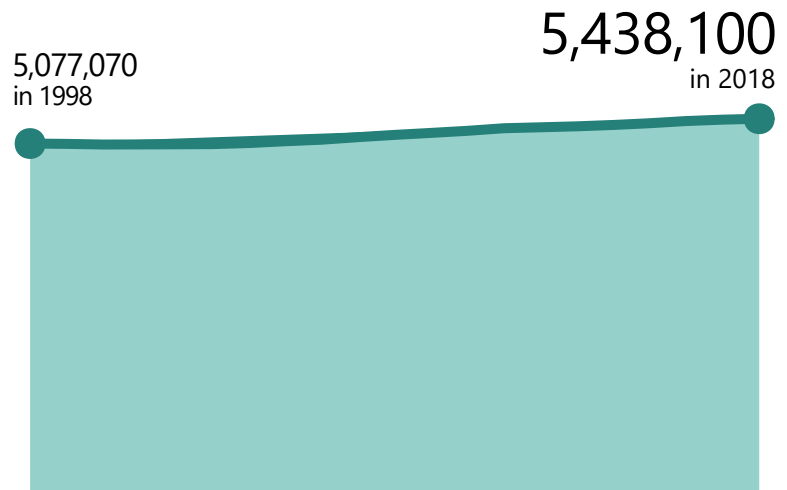


**Scotland's population has increased in recent years**

The latest estimate of Scotland's population (on 30 June 2018) is 5,438,100 – the highest ever and an increase of 13,300 people (0.2%) over the last year.

Since 1998, Scotland's population has increased by 7%.

Number of people

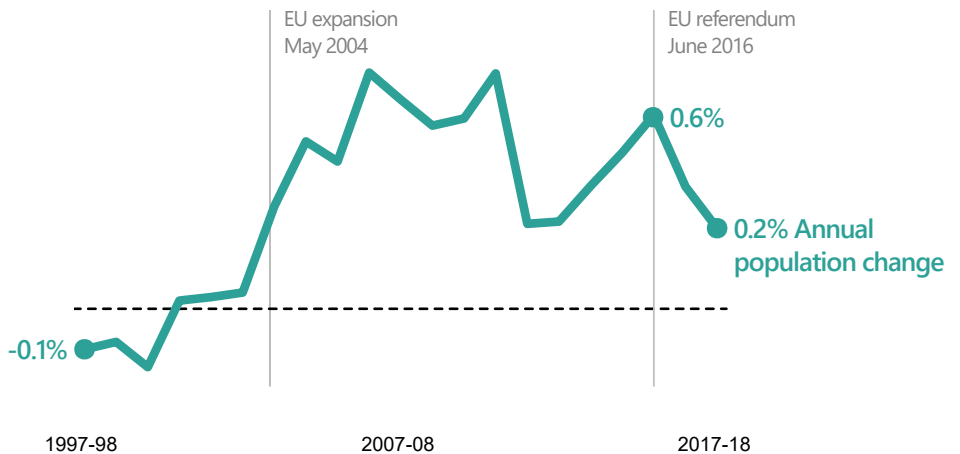


**Population growth has slowed over the past two years**

Scotland's population has been growing each year since the 30 June 2000, but the level of growth has varied over this period.

In the two years since 30 June 2016, Scotland's population growth has slowed from 0.6% to 0.2% growth.

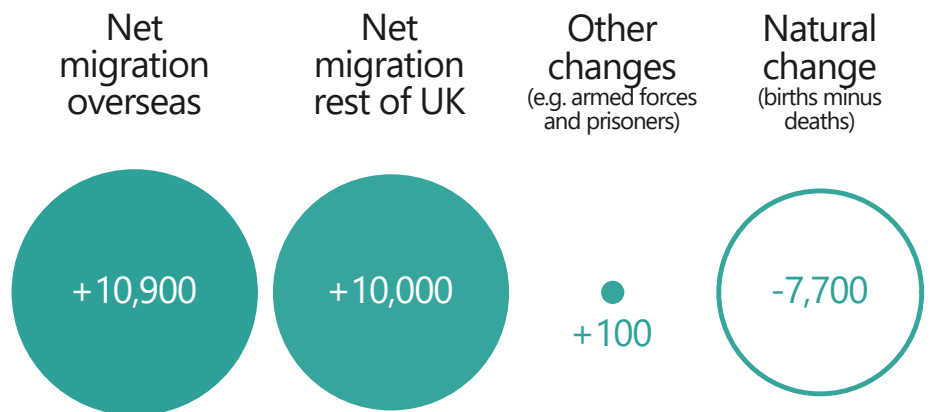
Annual percentage change in number of people



**Migration is the driver of Scotland's population growth**

In the year to 30 June 2018 there was a net gain of 10,900 people from overseas and 10,000 people from the rest of the UK.

There were 7,700 more deaths than births and other changes (such as in the number of armed forces and prisoners) resulted in an increase of 100 people.



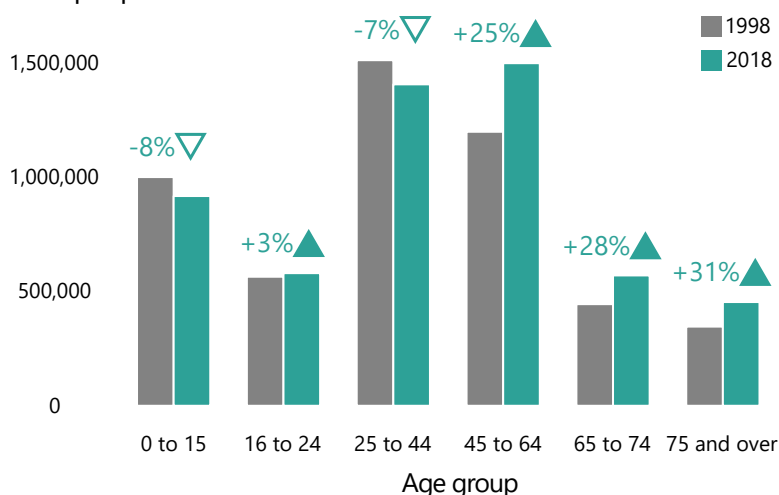


In 2018, just under one in five people (19%) in Scotland were aged 65 and over

Over the last 35 years, the proportion of people aged 65 and over has increased from 14% to 19% of Scotland's population.

In 2018, people aged under 16 made up 17% of the population and 64% of people were aged 16 to 64.

Number of people

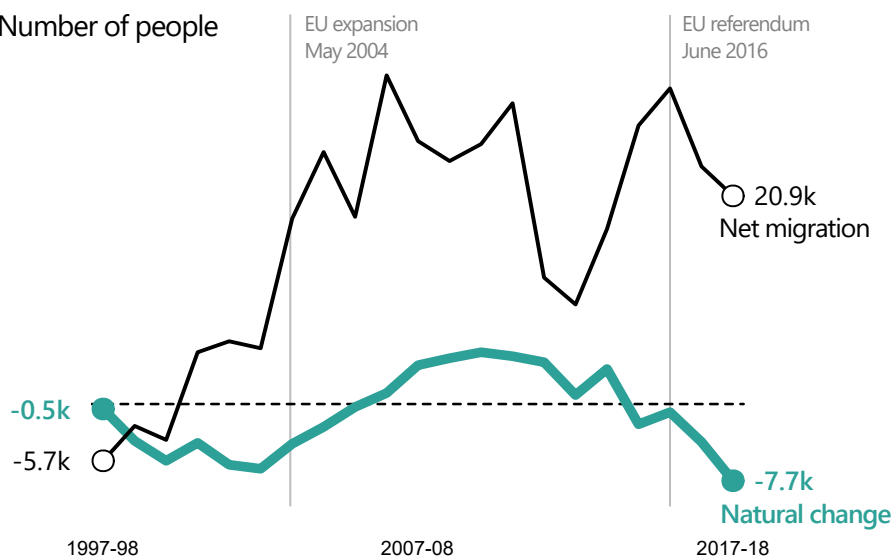


### Scotland's population is ageing

The increase in the population of older age groups has been much higher than younger age groups over the last 20 years.

The largest increase has been in the 75 and over age group (+31%) whereas the population of children aged 0 to 15 has decreased the most (-8%).

Number of people



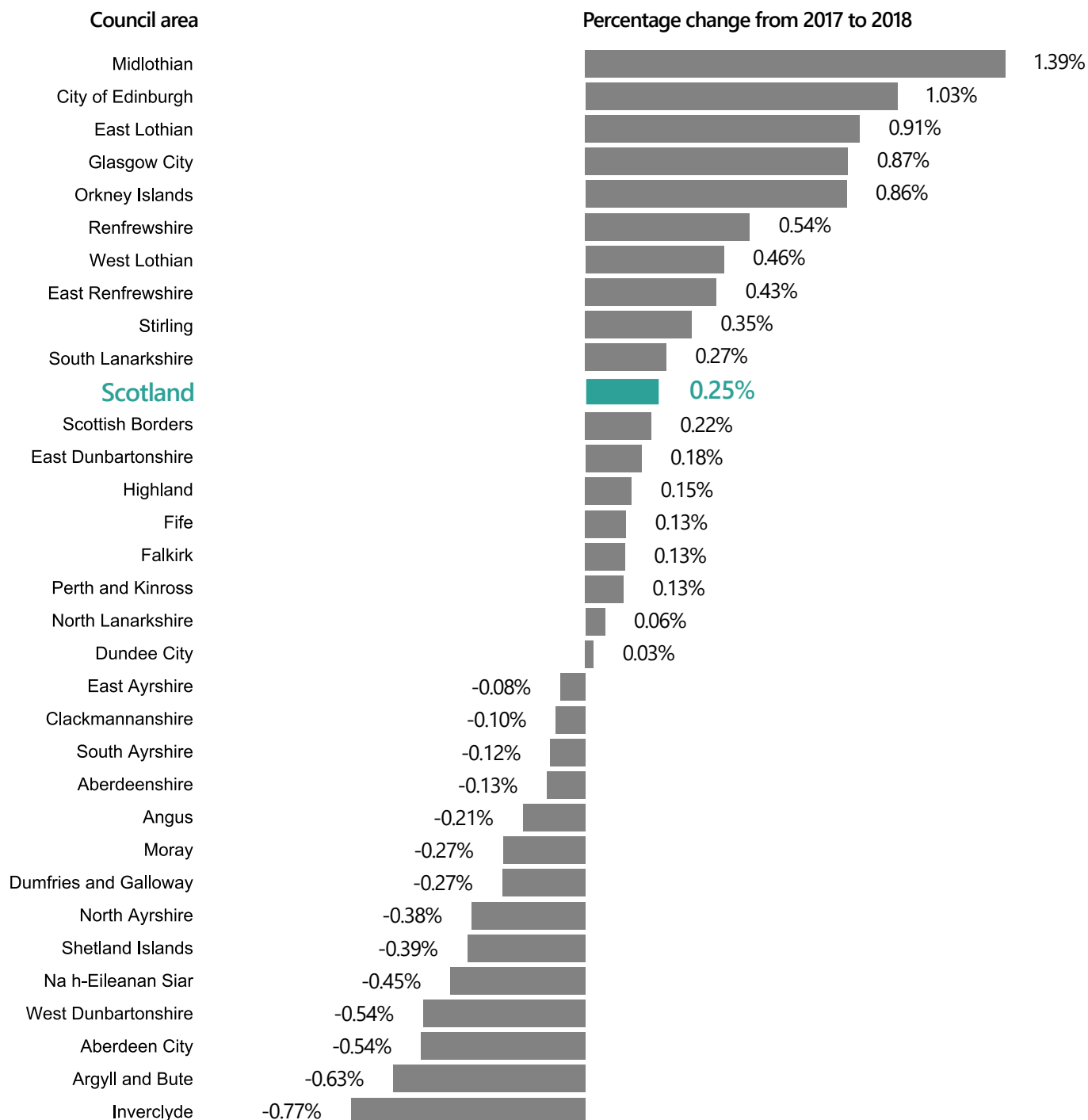
### Since 2000, Scotland's population increase has mostly been due to positive net migration

Over the past two years, net migration has fallen, although there are still more people coming to Scotland than leaving.

Over the past four years, there have been more deaths than births each year, with natural change now the most negative on record.

## The level of population change varies across Scotland's council areas

Over the last year, more than half of Scotland's council areas (18 councils) increased in population while the remaining 14 councils experienced a population decrease.



There is more information on Scotland's council areas in the interactive data visualisation accompanying the 2018 population estimates which is available from the NRS website (<https://www.nrscotland.gov.uk/statistics-and-data/statistics/stats-at-a-glance/infographics-and-visualisations#data>)