

# Who is my neighbour?

The Church of Scotland  
and Scotland's Census

# Church of Scotland

- Territorial parish system
- Presence in every part of Scotland
- Long association with Scotland's Census



# Previous work

- Tables available at a parish level
- Interpretative training
  - ‘Stats have Faces’
- Used by some congregations, community groups, Presbyteries, national Church


# Scotland's Census 2011

- Accessibility!
- Web-based Portable Document Format (PDF) files available for Every congregation
- Digitise parish boundaries



# Release A


- Parish map
- Population
- Households



## The Church of Scotland

**Parish of: QUEENSFERRY**

<b>Presbytery</b>	Edinburgh
<b>Parish</b>	QUEENSFERRY



**CongNo:** 010112  
**Tel No:** 0131 331 1100  
**Website:** <http://qpcweb.org/>

### Statistics for Mission

**Population:** 7,099  
**Households:** 2,959  
**Parish Area (sq km):** 2.54

This data is based on the output areas that fall within the parish boundaries

Data prepared by the Statistics for Mission Group of the Church of Scotland for use by congregations and Presbyteries of the Church. This profile is based on the data currently available from the 2011 Census. As more data is released, this profile will be updated with further information.

Church of Scotland parish and presbytery boundaries are based on data provided to the Statistics for Mission team to September 2013. Any errors or omissions should be reported to the Presbytery Clerk for onward transmission to Ministries Council.

Population, Household and Area counts are based on output area data from the 2011 Census as released on 15 August 2013 by National Records of Scotland. An output area is associated with a parish if its population weighted centroid falls within the parish boundary.

SDG

**STATISTICS FOR MISSION**

*To understand God's thoughts we must study statistics, for these are the measure of his purpose.*  
Florence Nightingale

[http://cos.churchofscotland.org.uk/church\\_finder/](http://cos.churchofscotland.org.uk/church_finder/)

1 Of 1

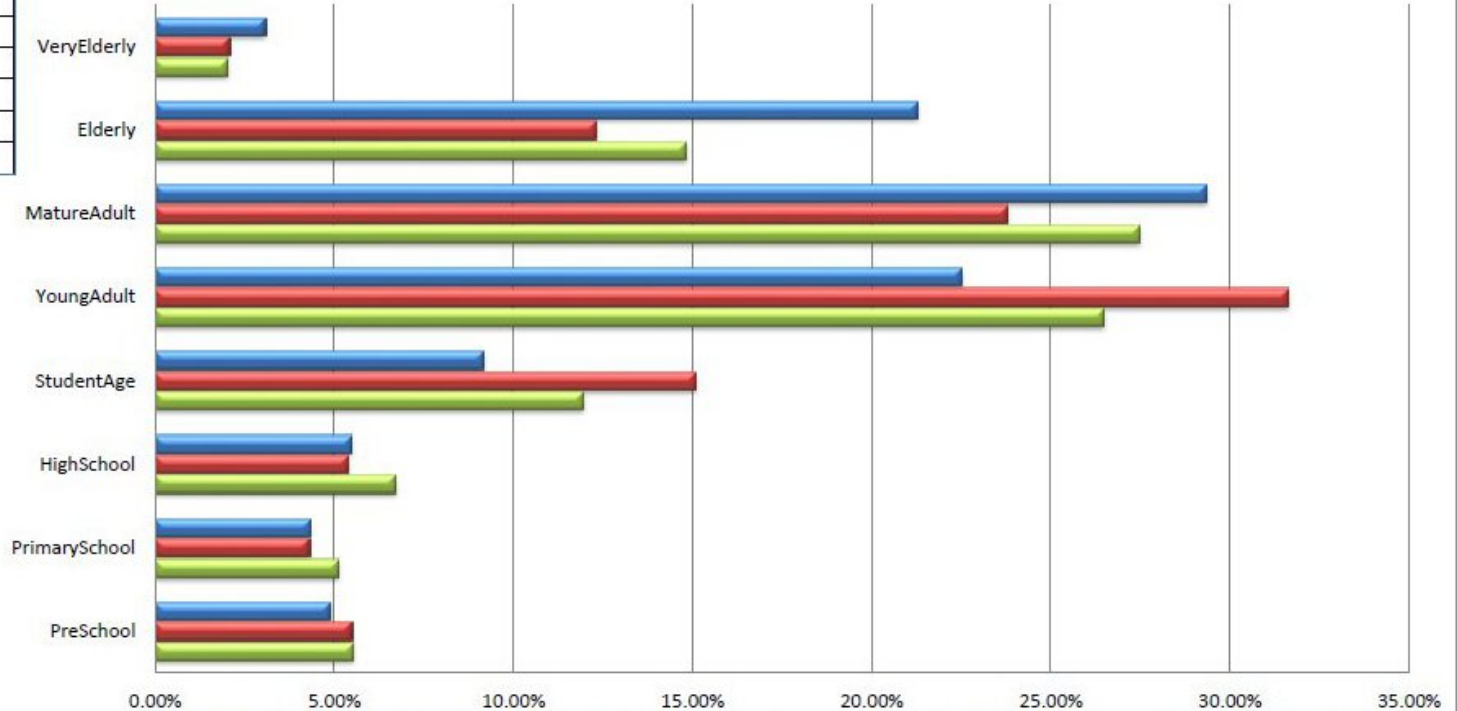
Based on Data Extracted on 09/09/2013

# Release B

- Census Release 2A
- 7 pages of graphs, charts, tables
  - Population breakdown
  - Ethnicity, language, health
- Presbytery and national figures

## Population Breakdown by Age-group

Very Elderly:	80+
Elderly:	65 to 79
Mature Adult:	45 to 64
Young Adult:	25 to 44
Student Age:	16 to 24
High School:	10 to 15
Primary School:	5 to 9
Pre School:	0 to 4 years



	PreSchool	PrimarySchool	HighSchool	StudentAge	YoungAdult	MatureAdult	Elderly	VeryElderly
EDINBURGH CRAIGENTINNY ST CHRISTOPHER'S	4.89%	4.31%	5.47%	9.15%	22.50%	29.36%	21.26%	3.07%
Edinburgh Presbytery	5.49%	4.30%	5.36%	15.08%	31.62%	23.78%	12.29%	2.07%
National	5.53%	5.09%	6.68%	11.94%	26.48%	27.46%	14.81%	2.00%

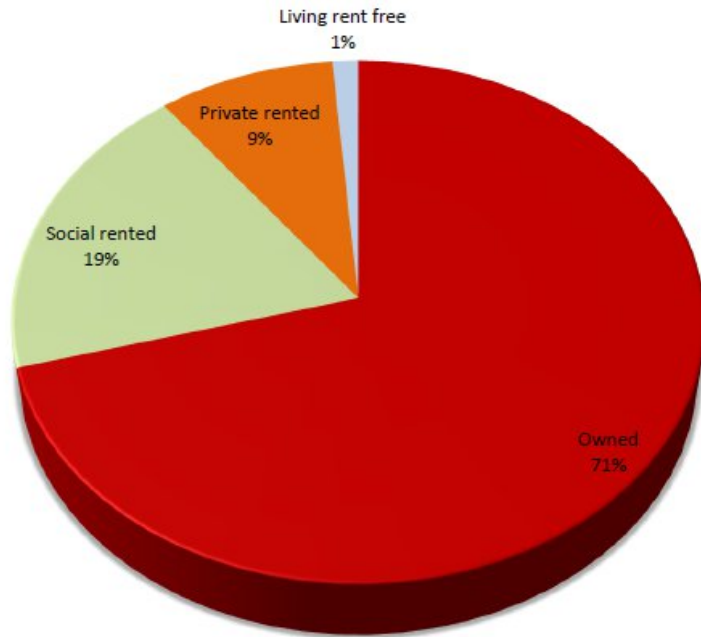
Name	PreSchool	PrimarySchool	HighSchool	StudentAge	YoungAdult	MatureAdult	Elderly	VeryElderly	Total
EDINBURGH CRAIGENTINNY ST CHRISTOPHER'S	186	164	208	348	856	1,117	809	117	3,805
Edinburgh Presbytery	26,162	20,494	25,549	71,850	150,701	113,313	58,587	9,878	476,534
National	292,821	269,617	353,893	632,488	1,402,081	1,454,169	784,431	105,903	5,295,403

Census Table: KS1025C

## Household Breakdown by Household Tenure

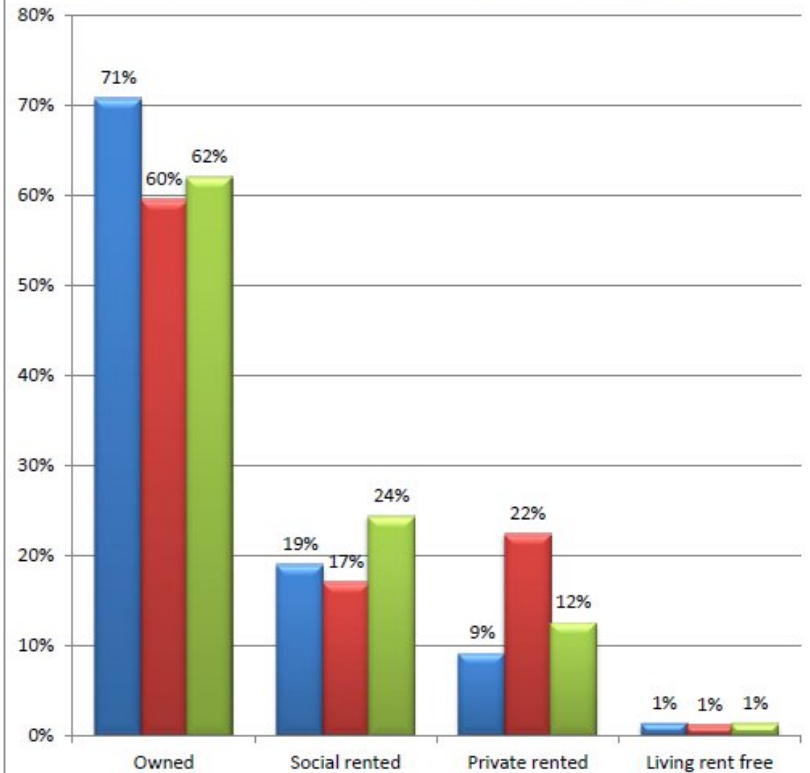
### Household tenure within the parish

Owned Social rented Private rented Living rent free



### Household tenure across the country

EDINBURGH CRAIGENTINNY ST CHRISTOPHER'S Edinburgh Presbytery National



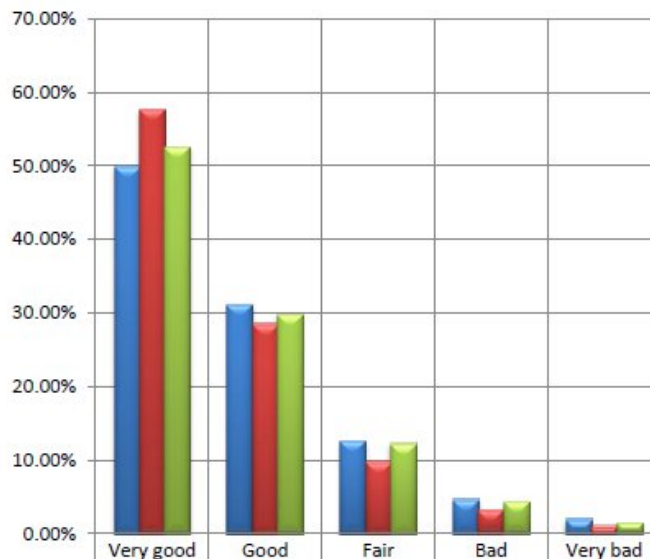
Name	Owned	Social rented	Private rented	Living rent free	All Households
EDINBURGH CRAIGENTINNY ST CHRISTOPHER'S	1,288	344	164	24	1,820
Edinburgh Presbytery	132,781	37,936	49,864	2,399	222,980
National	1,470,986	576,419	294,892	30,480	2,372,777

Census Table: QS405SC



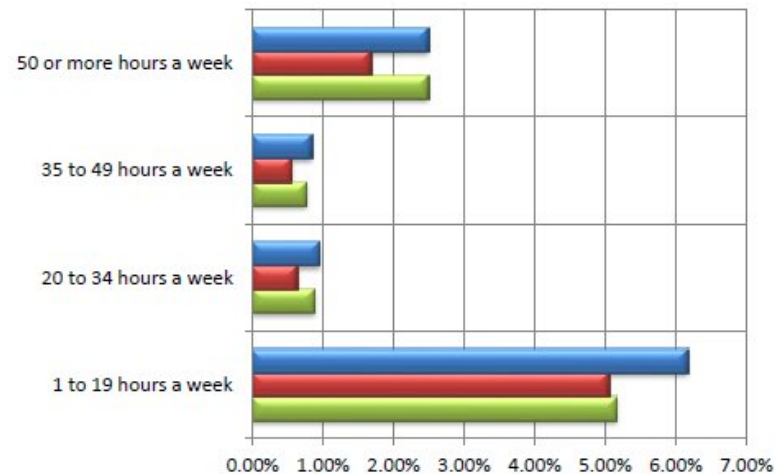
## Population Breakdown by Health and Care Provision

### Perceived general health



	Very good	Good	Fair	Bad	Very bad
EDINBURGH CRAIGENTINNY ST CHRISTOPHER'S	49.91%	31.09%	12.48%	4.57%	1.94%
Edinburgh Presbytery	57.60%	28.52%	9.75%	3.13%	0.99%
National	52.47%	29.74%	12.18%	4.27%	1.34%

### Provision of unpaid care



	1 to 19 hours a week	20 to 34 hours a week	35 to 49 hours a week	50 or more hours a week
EDINBURGH CRAIGENTINNY ST CHRISTOPHER'S	6.18%	0.95%	0.84%	2.50%
Edinburgh Presbytery	5.06%	0.64%	0.56%	1.68%
National	5.16%	0.87%	0.76%	2.49%

10.49% of people in EDINBURGH CRAIGENTINNY ST CHRISTOPHER'S said that their day to day activities were limited a lot (7.18% Presbytery; 9.55% National) and 11.83% said that their day to day activities were limited a little (8.93% Presbytery; 10.09% National)

Name	General Health					Providing Unpaid Care, hours per week				
	Very good	Good	Fair	Bad	Very bad	None	1-19 hrs	20-34 hrs	35-49 hrs	50+ hrs
EDINBURGH CRAIGENTINNY ST CHRISTOPHER'S	1,899	1,183	475	174	74	3,407	235	36	32	95
Edinburgh Presbytery	274,494	135,920	46,475	14,933	4,712	438,698	24,126	3,052	2,663	7,995
National	2,778,481	1,575,000	644,881	226,154	70,887	4,803,172	273,333	46,315	40,501	132,082

Census Table:KS301SCb

# Release C

- Census Releases 2B and 2C
- Further Data
- Release of congregational training material

# What's next?

- Congregations using profiles to understand and benefit local communities
- Further research with parish boundary data